

BENCHES CATALOGUE



Legend

Symbols and Finishes Groups

Symbols

Indoor			Outdoor
Special box			Quantity of pieces per box
Stackable			Quantity of stackable pieces
Fireproof			

Finishes Groups

Group 1 Pag. I			Group 7 Pag. X
Group 2 Pag. III			Group 8 Pag. XI
Group 3 Pag. IV			Group 9 Pag. XII
Group 4 Pag. VII			Group 10 Pag. XIII
Group 5 Pag. VIII			Group 11 Pag. XIV
Group 6 Pag. IX			Group 12 Pag. XV

Dimensions

Width	W	Sw	Seat width	Arm height	Ah	COM	Customer's own material
Depth	D	Sd	Seat depth	Diameter	Dm	COL	Customer's own leather
Height	H	Sh	Seat height	Weight	We		

Product families

Chairs			Cluster beam	Tables			Lighted furnitures
Benches			Lounge	Storage			Accessories
Stools			Sofas	Architectural elements			Coverings
Wellness			Bathroom	Lighting			

Italo Pertichini

Amélie duetto



STACKABLE SOFA

Amélie Duetto is a stackable sofa with beautiful, fluid lines. The added, innovative benefit of stackability solves all space-related problems, increasing the products practicality and versatility. Equally perfect for homes and public use, Amélie Duetto blends comfort and lightweight.

Amélie duetto

ADU120

BENCH

FINISHES GROUP 4

Polyethylene Standard: FB, FC, FD, FE, FG, FH, FR, FT

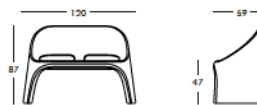
Polyethylene Lacquered: QA/MF, QB/MQ, QC/MP, QD/MN, QG/MK, QH/MI, QM/MY, QO/MZ, QR/MW, QS/MX

To order the item please use the following codes:

SD ADU120: Polyethylene Standard
SL ADU120: Polyethylene Lacquered

DIMENSIONS

Weight:	39.6 lb
Width (inches):	47.2"
Depth (inches):	23.2"
Height (inches):	33.9"
Seat height (inches):	18.5"



complete list of versions/options also visible on our price list and on ad.dzineelements.com

ADU120



Italo Pertichini

Amélie panchetta



STACKABLE BENCH

Amélie Duetto is a stackable sofa with beautiful, fluid lines. The added, innovative benefit of stackability solves all space-related problems, increasing the products practicality and versatility. Equally perfect for homes and public use, Amélie Duetto blends comfort and lightweight.

Amélie panchetta

APA108

LOW BENCH

FINISHES GROUP 4

Polyethylene Standard: FB, FC, FD, FE, FG, FH, FR, FT

Polyethylene Lacquered: QA/MF, QB/MQ, QC/MP, QD/MN, QG/MK, QH/MI, QM/MY, QO/MZ, QR/MW, QS/MX

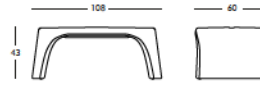
To order the item please use the following codes:

SD APA108: Polyethylene Standard

SL APA108: Polyethylene Lacquered

DIMENSIONS

Weight:	24.2 lb
Width (inches):	42.5"
Depth (inches):	23.6"
Height (inches):	16.9"



complete list of versions/options also visible on our price list and on ad.dzineelements.com

APA108



Giorgio Biscaro

Atlas



PLAYFUL BENCH

Made of rotationally-molded polyethylene. Atlas is SLIDE's latest creation, designed specifically to provide new, innovative, and always unexpected seating solutions with a strong personality. It is compact and sinuous, easy to handle and position, perfect for furnishing indoor and outdoor areas alike. It is also available in lacquered version

Atlas

ATL115

LOW BENCH

FINISHES GROUP 4

Polyethylene Standard: FB, FC, FD, FE, FG, FH, FR, FT

Polyethylene Lacquered: QA/MF, QB/MQ, QC/MP, QD/MN, QG/MK, QH/MI, QM/MY, QO/MZ, QR/MW, QS/MX

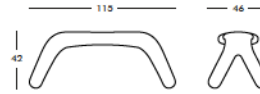
To order the item please use the following codes:

SD ATL115: Polyethylene Standard

SL ATL115: Polyethylene Lacquered

DIMENSIONS

Weight: 17.6 lb
Width (inches): 45.3"
Depth (inches): 18.1"
Height (inches): 16.5"



complete list of versions/options also visible on our price list and on ad.dzineelements.com

ATL115



Front

Coat Rack Bench



STEAM BENT BEECH WOOD COAT RACK BENCH

The 3 Swedish designers able to give a poetic and innovative touch to materials at the same time, have come up with Coat Rack Bench for the Wiener GTV Design 2014 collection, a coat rack bench that plays with the company's stylistic features: bent wood and the woven cane seat. This item furnishes the hall but can at the same time fit easily into different areas of the house.



Coat Rack Bench

PCCOATPGL

STEAM BENT BEECH WOOD COAT
RACK BENCH

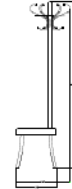
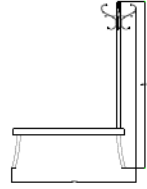
FINISHES GROUP 6

FRAME FINISHES

Classic: C01 - RAL 9005, C02 - RAL 9010

DIMENSIONS

Weight:	33 lb
Width (inches):	49.2"
Depth (inches):	17.3"
Height (inches):	73.6"
Seat height (inches):	17.3"




complete list of
versions/options
also visible on
our price list and on
ad.dzinelements.com

PCCOATPGL



Erla Sólveig Oskarsdóttir

Dimon



BENCH WITH METAL FEET

Frame in solid wood and plywood; belts and flame retardant polyurethane foam covered with fibre wadding; fixed cover; metal feet chrome plated; top of the coffee table in glass or in plywood veneered or laminated.

Dimon

DIM6-00-147-1

UPHOLSTERED BENCH

FINISHES GROUP 8

FEET

Metal feet chrome plated

FABRICS

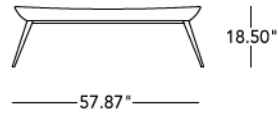
COM

COL

Graded in Fabric programs also available with Kvadrat, Camira Ultra Fabrics and more, please ask a representative for assistance

DIMENSIONS

Weight:	14 lb
Width (inches):	57,87"
Depth (inches):	23,62"
Height (inches):	18,5"
Seat height (inches):	18,5"
COM (yrd):	2,73
COL (sqf):	48,44



complete list of versions/options also visible on our price list and on ad.dzineelements.com

DIM6-00-147-1




Setacomincini

Estrosa Panca



BENCH WITH SEAT IN ALUMINIUM ANODIZED

Two seats bench with seat in aluminium extrusion, chromed or epoxy painted frame.



Estrosa Panca

5020

**2 PLACES BENCH ALUMINIUM SEAT
ANODIZED**

FINISHES GROUP 1

SEAT FINISHES

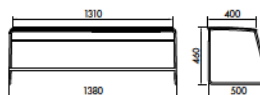
Chrome: CR

Metal: VN, VA

Aluminium: AU01, AU02, AU03, AU08

DIMENSIONS

Weight:	50.71 lb
Width (inches):	19.68"
Depth (inches):	54.33"
Height (inches):	18.11"
Seat width (inches):	51.57"
Seat depth (inches):	15.75"



complete list of
versions/options
also visible on
our price list and on
ad.dzineelements.com

5020



Low Lita



BROAD BENCH

Low Lita Love is the new, broad love chair from SLIDE. The design sees a simply cut, thin backrest/seat in contrast with four sturdy legs that support the chair and give it visual and practical solidity. Low Lita Love is especially inviting and comfortable thanks to the slightly curved profile of the base. Practical and easy to use in the open, in gardens and terraces, Low Lita Love is the perfect item to furnish with personality home and public areas.

Low Lita

LWL128

DOUBLE LOWCHAIR

FINISHES GROUP 4

Polyethylene Standard: FB, FC, FD, FE, FG, FH, FR, FT

Polyethylene Lacquered: QA/MF, QB/MQ, QC/MP, QD/MN, QG/MK, QH/MI, QM/MY, QO/MZ, QR/MW, QS/MX

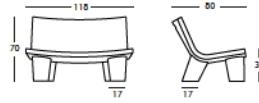
To order the item please use the following codes:

SD LWL128: Polyethylene Standard

SL LWL128: Polyethylene Lacquered

DIMENSIONS

Weight:	48.4 lb
Width (inches):	46.6"
Depth (inches):	31.5"
Height (inches):	27.5"
Seat height (inches):	14.2"



complete list of versions/options also visible on our price list and on ad.dzineelements.com

LWL128



Lorenz*Kaz

Montana



BEDBENCH

Montana

MON6-00-160

BED-BENCH

FINISHES GROUP 8

FEET

Wood: R1, R2, R3, R4,R5 Playwood

FABRICS


COM

COL

Graded in Fabric programs also available with Kvadrat, Camira Ultra Fabrics and more, please ask a representative for assistance

DIMENSIONS

Weight:	22 lb
Width (inches):	62,99"
Height (inches):	17,72"
Seat height (inches):	18,11"
COM (yrd):	5,03
COL (sqf):	88,26



complete list of versions/options also visible on our price list and on ad.dzineelements.com

MON6-00-160



Lorenz*Kaz

Orbis



BENCH WITH WOOD FRAME

Frame in solid wood and plywood; belts and flame retardant polyurethane foam covered with fibre wadding; fixed cover; feet chrome plated; table tops in glass or plywood veneered or laminated.

Orbis

ORB6-00-120-0

BENCH WITH CHROME PLATED SLED PEDESTAL

FINISHES GROUP 8

FEET

Chrome plated

FABRICS

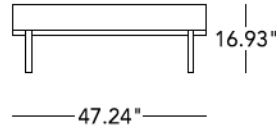
COM

COL

Graded in Fabric programs also available with Kvadrat, Camira Ultra Fabrics and more, please ask a representative for assistance

DIMENSIONS

Weight:	13 lb
Width (inches):	47,24"
Depth (inches):	25,59"
Seat height (inches):	16,93"
COM (yrd):	1,53
COL (sqf):	26,91



complete list of versions/options also visible on our price list and on ad.dzineelements.com

ORB6-00-120-0

ORB6-00-180-0



ORB6-00-180-0

LONGER BENCH WITH CHROME PLATED SLED PEDESTAL

FINISHES GROUP 8

FEET

Chrome plated

FABRICS

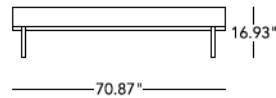
COM

COL

Graded in Fabric programs also available with Kvadrat, Camira Ultra Fabrics and more, please ask a representative for assistance

DIMENSIONS

Weight:	17 lb
Width (inches):	70,87"
Depth (inches):	25,59"
Seat height (inches):	16,93"
COM (yrd):	2,19
COL (sqf):	38,75



Orizzonte

ORI6-00-230-0

UPHOLSTERED BENCH

FINISHES GROUP 8

BASE

Metal

FABRICS

COM

COL

Graded in Fabric programs also available with Kvadrat, Camira Ultra Fabrics and more, please ask a representative for assistance

DIMENSIONS

Weight: 60 lb
Width (inches): 90,55"
COM (yrd): 3,28
COL (sqf): 64,58



90.55"

complete list of versions/options also visible on our price list and on ad.dzinelements.com

ORI6-00-230-0



Martin Ballendat



BENCH WITH WOOD FRAME

Frame in solid wood and plywood; belts and flame retardant polyurethane foam covered with fibre wadding; fixed cover; folding table or decorating frames in aluminium anodized; basement in matt chrome plated steel; table top in tempered, toughened, acid-et



P@D6-00-136-0

**BENCH WITH MATT, CHROME PLATED
BASE**

FINISHES GROUP 8

BASE

Matt chrome plated steel

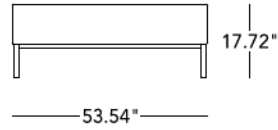
FABRICS

COM
COL

Graded in Fabric programs also available with
Kvadrat, Camira Ultra Fabrics and more, please
ask a representative for assistance

DIMENSIONS

Weight:	28 lb
Width (inches):	53,54"
Depth (inches):	30,71"
Height (inches):	17,72"
Seat height (inches):	17,72"
COM (yrd):	2,84
COL (sqf):	50,59



complete list of
versions/options
also visible on
our price list and on
ad.dzineelements.com

P@D6-00-136-0



Andrea Pagani, Alberto Bonandrini

Scoop collection



MODULAR SEATING COMPLETELY DISMOUNTABLE

Modular seating completely dismantlable and easy to assemble.

Packaged in boxes for minimum overall dimensions. Structure in painted steel. Wall modules, free standing, straight and corner solution with different designs of padding. Possibility to be fixed at floor. Linings from sample book.

ACCESSORIES

Foot panel.

Back panel.

Scoop collection

5030_L

PLAIN VERSION L 23.62" H 47.24" UNIT

FINISHES GROUP 1

FRAME FINISHES

Metal: VG, VT

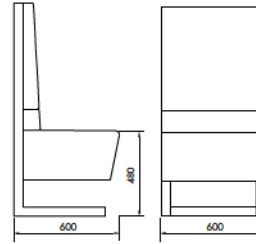
FABRICS

COM

Graded in Fabric programs also available with Kvadrat, Camira Ultra Fabrics and more, please ask a representative for assistance

DIMENSIONS

Weight:	97 lb
Width (inches):	23.62"
Depth (inches):	23.62"
Height (inches):	47.24"
Seat width (inches):	20.47"
Seat height (inches):	18.90"
COM (yrd):	1,64



5030_D

HORIZONTAL VERSION L 23.62" H 47.24" UNIT

FINISHES GROUP 1

FRAME FINISHES

Metal: VG, VT

FABRICS

COM

Graded in Fabric programs also available with Kvadrat, Camira Ultra Fabrics and more, please ask a representative for assistance

DIMENSIONS

Weight:	97 lb
Width (inches):	23.62"
Depth (inches):	23.62"
Height (inches):	47.24"
Seat width (inches):	20.47"
Seat height (inches):	18.90"
COM (yrd):	1,64



5030_R

DIAMOND COLLECTION L 23.62" H 47.24" UNIT

FINISHES GROUP 1

FRAME FINISHES

Metal: VG, VT

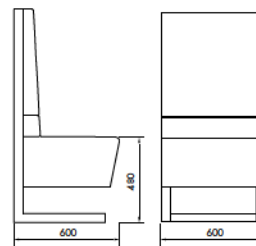
FABRICS

COM

Graded in Fabric programs also available with Kvadrat, Camira Ultra Fabrics and more, please ask a representative for assistance

DIMENSIONS

Weight:	97 lb
Width (inches):	23.62"
Depth (inches):	23.62"
Height (inches):	47.24"
Seat width (inches):	20.47"
Seat height (inches):	18.90"
COM (yrd):	1,64



complete list of versions/options also visible on our price list and on ad.dzineelements.com

5030_L

5031_L

5032_L

5033_L

5034_L

5035_L

5036_L

5037_L

5038_L

5030_D

5031_D

5032_D

5033_D

5034_D

5035_D

5036_D

5037_D

5038_D

5030_R

5031_R

5032_R

5033_R

5034_R

5035_R

5036_R

5037_R

5038_R

5030_Q

5031_Q

5032_Q

5033_Q

5034_Q


5035_Q

5036_Q

5037_Q

5038_Q

Snake



MODULAR SINOUS SEAT

Snake defines indoor spaces and it is ideal for outdoor venues, such as private gardens and trendy nightclubs. Its volume of matter and light, is a successful combination of aesthetics and functionality. Its modular shape allows Snake to be versatile and ideal to realise luminous compositions for any type of scenographic setting. It is combinable with the modular seat Ypsilon.

Snake

SNK120

**MODULAR SEAT IN POLYETHYLENE,
LIGHTING, INDOOR USE ONLY**

FINISHES GROUP 4

Polyethylene Lighting: LA

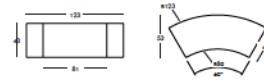
To order the item please use the following codes:

SD SNK120: Polyethylene Lighting



DIMENSIONS

Weight: 24.2 lb
Width (inches): 20.9"
Depth (inches): 48.4"
Height (inches): 16.9"



complete list of versions/options also visible on our price list and on ad.dzineelements.com

SNK120
SNF120

SNF120

**MODULAR SEAT IN POLYETHYLENE,
LIGHTING, INDOOR AND OUTDOOR
USE**

FINISHES GROUP 4

Polyethylene Lighting: LA

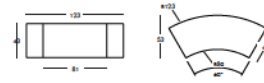
To order the item please use the following codes:

SD SNF120: Polyethylene Lighting



DIMENSIONS

Weight: 24.2 lb
Width (inches): 20.9"
Depth (inches): 48.4"
Height (inches): 16.9"



Marco Acerbis

Wave



MODULAR BENCH AND POT

Wave was born from the creativity of the SLIDE Studio designers and enriches the SLIDE range of pots and seats. Wave is at the same time a pot and a modular bench, suitable for both indoor and outdoor use. Representing an elegant and sinuous wave with a modern design, Wave allows to create infinite compositions. Thanks to its modularity it can become a product of strong scenic impact for events, especially in its luminous version.



Wave

WVE045

**LIGHTNING POT IN MATT OR
LACQUERED POLYETHYLENE**

FINISHES GROUP 4

Polyethylene Standard: FB, FC, FD, FE, FG, FH,
FR, FT

Polyethylene Lighting: LA

Polyethylene Lacquered: QA/MF, QB/MQ,
QC/MP, QD/MN, QG/MK, QH/MI, QM/MY,
QO/MZ, QR/MW, QS/MX

To order the item please use the following
codes:

SD WVE045: Polyethylene Standard (indoor use
only)

LP WVE045: Polyethylene Lighting

SL WVE045: Polyethylene Lacquered

DIMENSIONS

Weight:	55.1 lb
Width (inches):	23.6"
Depth (inches):	63"
Height (inches):	17.7"



complete list of
versions/options
also visible on
our price list and on
ad.dzineelements.com

WVE045



Finishes












Finishes

GROUP 1





Wood and mdf

	LE01 Oak		LE12 Ash stained walnut
	LE02 Walnut		LE13 Ash stained grey
	LE03 Wenge		LE16 Ash stained black
	LE04 Brown lacquered		LE17 Ash iron grey
	LE05 White lacquered		LE18 Sand lacquered
	LE07 Black lacquered		LE19 Anthracite lacquered
	LE08 Moka lacquered		LE20 Military grey lacquered
	LE09 Dove color lacquered		LE22 Natural beech
	LE10 Grey lacquered		LE23 Walnut beech
	LE11 Ash		












Resin

	B White		KR Red stained wood
	N Black		KT Dove stained wood
	R Red		ON Ontario wood
	T Anthracite		KA Kansas wood
	M Marble		PA Palissade laquered
	WR Wengè		





Hpl and solid core

	HP White		HN Black
	HL Aluminium		HR Red

Laminated and melamine

	B White		OG Dark grey olmo
	BL White larix		R Oak
	C Light grey		RG Grey oak
	L Alluminium		RS Whitened oak
	M Magnolia		T Anthracite
	N Black		VL Vintage
	O Dark walnut		W Wenge

Aluminium

	AU01 Black		AU06 Green
	AU02 Grey		AU07 Violet
	AU03 Red		AU08 Blue
	AU04 Orange		AU09 Polished
	AU05 Yellow		

Finishes

GROUP 1

Nylon

-  **B** White
-  **G** Pearl polished
-  **N** Black polished
-  **R** Red
-  **RP** Pompeian red pol





Polycarbonate

-  **C** Soft brown
-  **F** Fumè
-  **T** Transparent
-  **VA** Sky blue

Polypropylene - Polyethylene

-  **A** Anthracite
-  **B** White
-  **B1** Bianco freddo
-  **BC** Blue china
-  **BL** Blue
-  **BR** Bronze
-  **BS** Emerad blue
-  **BV** Violet blue
-  **G** Grey
-  **L** Lime
-  **LT** Lime fluo
-  **N** Black
-  **O** Orange
-  **OT** Turquoise
-  **R** Strawberry red
-  **R1** Light red
-  **R2** Brick red
-  **R3** Red
-  **S** Sand
-  **S1** Light sand
-  **VI** Fucsia
-  **V** Violet
-  **VA** Light green
-  **VE** Military green
-  **VG** Emerald green
-  **VX** Violet bordeaux
-  **W** Wasabi
-  **Y** Yellow

Polyurethane

-  **PTA** Anthracite
-  **PBL** Blue
-  **PR** Red
-  **PVE** Green

Metal

-  **CR** Chromed
-  **CRN** Black chromed
-  **VA** Aluminium painted
-  **VB** Painted white
-  **VB1** white polished paint
-  **VBO** Pure white painted
-  **VE** Grass green painted
-  **VG** Light grey painted
-  **VH** Military green paint
-  **VM** Brown painted
-  **VN** Black polished paint
-  **VNO** Black polished
-  **VR** Red painted
-  **VS** Sand painted
-  **VSE** Mustard painted
-  **VT** Anthracite painted
-  **IL** Inox polished
-  **IS** Inox satinazed

Finishes

GROUP 2

Aluminium



A12
White



A15
Mokka



A13
Dove

Steel



M1
White



M6
Red



M2
Graphite



M7
Green apple



M3
Dove



M8
Green olive



M4
Yellow



M9
Blue



M5
Orange

Textilene



T1
White



T3
Silver/black



T2
Dove



T6
Coffee

Wicker



W5
Dark fiber flat



W6
White washed fiber

Wood



L3
Teak

Timber/Fabric



C47
Denim grey

New York/Fabric



C10
Nut



C14
Cream

Parasol/Fabric



C40
Dove



C42
White









C41
Grey

Finishes

GROUP 3






Steel - Stainless steel

- | | |
|---|--|
|  M1
White |  I1
Stainless steel |
|  M2
Graphite |  M11
Corten |
|  M3
Dove |  M5
Celeste |

Aluminium

- | | |
|--|--|
|  A12
White |  A15
Mokka |
|  A13
Dove |  A16
Stone grey |
|  A14
Graphite | |

Textilene

- | | |
|---|---|
|  T1
White |  T5
Dove |
|  T2
Dove |  T6
Coffee |
|  T4
Silver | |





Wood

- | | |
|---|--|
|  L1
Teak |  L4
Dove brushed |
|  L2
Antique teak |  L5
White brushed |






Wicker spider

- | | |
|--|---|
|  W1
Dark flat fiber |  W2
White flat fiber |
|--|---|








Cleo fabric

- | | |
|--|--|
|  C60
Ecru light melange |  C63
Yellow ring decorate |
|  C61
Melange bronze |  C64
Antique green |
|  C62
Melange dove |  C65
Red |

Milo fabric


- | | |
|--|---|
|  C66
Cream |  C69
Pin-striped brown |
|  C67
Brown |  C70
Antique Red |
|  C68
Dark brown | |

Pad fabric

- | | |
|---|--|
|  C20
Sand |  C72
Grey |
|  C21
White |  C73
White |
|  C22
White sky |  C71
Antique light blue |
|  C23
Tobacco | |

GROUP 3

Tender fabric




Patch fabric



Lily fabric



Stripe fabric




Breez 2.0 fabric




Astor fabric




Elite fabric



Sacco fabric



Pillow fabric



Swell-breez-float/Spider fabric



Finishes

GROUP 3

Stone



S1
Travertino silver



S3
Travertino classico



S2
Bianco Carrara

Stoneglass



Stoneglass Cream



Stoneglass Grey

Upperlau fabric



C39
White

Upper wood fabric



C1
White



Finishes

GROUP 4









Standard colors

	FT Milky white		FD Flame red
	FP Dove grey		FC Pumpkin orange
	FJ Argil grey		FB Saffron yellow
	FG Elephant grey		FR Lime green
	FE Chocolate brown		FV Malva green
	FH Jet black		FL Powder blue
	FU Sweet fuchsia		







Lighting colors

	LA Light white		LR Light green
	LD Light red		LL Light blue
	LC Light orange		LS Light pink
	LB Light yellow		LU Light fuchsia








Soft colors

	PA Soft white		PE Soft chocolate
	PI Soft grey		PP Soft argil
	PG Soft anthracite		PB Soft yellow
	PH Soft black		PD Soft red

Laquerer colors - Glossy

	QA Absolute white		QM Metallic silver
	QH Glamour black		QO Metallic gold
	QG Vanity grey		Q4 Metallic copper
	QD Supreme red		Q2 Charming ivory

Laquerer colors - Matt

	MF Absolute white		MY Metallic silver
	MI Glamour black		MZ Metallic gold
	MK Vanity grey		M5 Metallic copper
	MN Supreme red		M3 Charming ivory

Wood



AC01
Beech natural



AC06
Beech cherry



AC07
Beech light walnut



AC15
Beech wengè



Ebony veneer



AC17
Beech bleached



AC18
Beech dark walnut



AC21
Light natural beech



AC50
Beech walnut



Oak veneer

Lacquered gloss



Black high gloss



White high gloss



Red high gloss

Lacquered matt



Black matt




White matt



Red matt

GROUP 6

Outdoor




Wood (Stained)



Classic (Laquered)



Contemporary (Laquered)









Finishes

GROUP 7









Lacquered

-  **RAL 9010**
White
-  **RAL 9005**
Black
-  Gun metal gray






Wood

-  Natural
-  Chocolate
-  Oak
-  Eucalyptus
-  Walnut Canaletto
-  Wengè

Options for lacquered

-  Burnished
-  **RAL 6034**
Laguna
-  **RAL 3003**
Ruby red
-  **RAL 5010**
Blue
-  **RAL 3020**
Red
-  **RAL 5011**
Blue notte
-  **RAL 1032**
Yellow
-  Bronzed

Marble

-  Calacatta gold
-  Emperador
-  White Carrara
-  Black Marquinia
-  Quarzite Silver

Wood



R1
Natural beech var.



R4
Beech wenge



R2
Beech light walnut



R5
Beech white



R3
Beech dark walnut

Baydur



NCS S 8502-B
Black



NCS S 6030-B10G
Blue



NCS S 4010-C70Y
Grey-green



NCS S 3560-Y80R
Red



NCS 0500-N
White

Metal



RAL 7021
Black



RAL 9010
White



RAL 2008
Orange

Finishes

GROUP 9

Aluminum



A12
White



A15
Mokka



A13
Dove



A17
Light blue



A14
Graphite

Stainless steel



M1
White



M6
Red



M2
Graphite



M7
Green apple



M3
Dove



M8
Green olive



M4
Yellow



M9
Blue



M5
Orange

Wood



L7

Wicker



W5
Dark fiber flat



W6
White fiber flat

Textilene



T1
White



T3
Silver/black



T2
Dove



T6
Coffee

Fabric



C13
White



C14
Creme

Stone



S2
Carrara white

ABS



P1
White

Finishes

GROUP 10

Aluminum



A12
White



A15
Mokka



A13
Dove

Textilene



T1
White



T3
Silver/black



T2
Dove



T6
Coffee

Stainless steel



M1
White



M6
Red



M2
Graphite



M7
Green apple



M3
Dove



M8
Green olive



M4
Yellow



M9
Blue



M5
Orange

Fabric



C13
White



C14
Creme



C31
Dove

ABS



P1
White

Wood



L3
Teak

L9



L7

Wicker



W5
Dark fiber flat



W6
White fiber flat

Finishes

GROUP 11

Wood

- | | | | |
|---|-----------------------------|---|------------------------|
|  | NAT
Beech natural |  | P36
Mahogany |
|  | C9713
Dark cherry |  | P12
Walnut |
|  | P3
Light cherry |  | C9710
Black |
|  | C9712
Amber |  | C77
Grey |
|  | P7
Pear |  | C9711
Maple |

Fabrics

- | | | | |
|---|----------------------|---|-------------------------|
|  | FL831
Blue |  | 2501
Brown |
|  | FL832
Grey |  | JET8033
Black |



www.dzineelements.com
info@dzineelements.com
+1 203 855 9325
1 Selleck Street,
Norwalk CT, 06855, US